



## Welcome to the 2023 Fall OEDSA Conference!


Hello Conference Attendee:

On behalf of the OEDSA Board of Directors, we would like to welcome you to the Ohio Educational Data Systems Association's 2023 Fall Conference. This year we have changed things up a little regarding conference materials. You will still need to check in as usual at our registration area in the Hilton Polaris Foyer, but you will no longer receive a folder containing printed conference information. Instead, you will receive your name badge. (NOTE: If your registration fee has not been paid, it will be noted with a colored sticker on the back of your name badge. This just serves as a reminder of your outstanding fee). After you pick up your name badge (and lanyard), you will proceed to the giveaway window to collect your conference swag.

**All conference information is available in an online event platform called [Sched](#).** Sched includes both a website and a mobile app. We recommend accessing the website prior to the conference.

If you currently do not have a Sched account, from the [website](#) please click [Sign up](#) to create your account (steps are provided on the following page). Once logged in, you will select the OEDSA conference, allowing you to explore the conference agenda, plan your personal schedule, and print/view speaker presentations that have been uploaded. For speakers who provide presentation materials ahead of the conference, the Board will upload them to Sched and the OEDSA websites as soon as they are received so that you are able to print them before the conference. *Please note: We may receive some presentations after the start of the conference, but the Board will do our best to continue adding them as they come in.*

We recommend downloading the Sched mobile app on your phone prior to the conference (steps are provided on the following page). This app will serve as your guide during the conference, allowing you to easily plan and view your customized schedule.

If you need CEUs, on the OEDSA event on the Sched website, click on the print icon  to print off your agenda and circle the sessions you attended. If your CEU committee requires the presenters initial your agenda, please print off a copy of the agenda beforehand and bring it with you to the conference.

The Board will email an on-line evaluation form post conference.




If you have questions about Sched or the conference itself, please track down a member of the Board during the conference (each will be wearing an OEDSA shirt) or email us at [board@oedsa.org](mailto:board@oedsa.org).

Thank you and enjoy the conference!

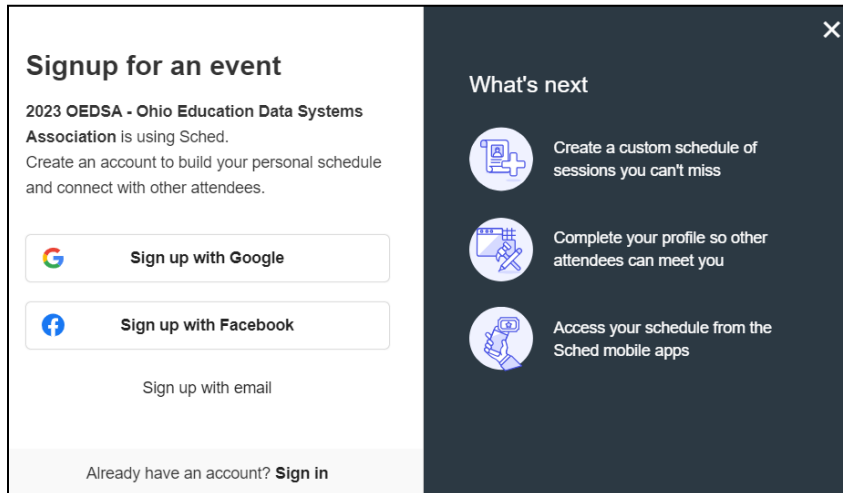
The OEDSA Board of Directors

## Creating a Sched account on the website

**Step 1:** Create a new account or log into your existing Sched account


  or  to bookmark your favorites and sync them to your phone or calendar.


**Step 2:** If you are creating a Sched account, sign up using one of the following options:



**Signup for an event**

2023 OEDSA - Ohio Education Data Systems Association is using Sched.  
Create an account to build your personal schedule and connect with other attendees.




 Sign up with Google

 Sign up with Facebook

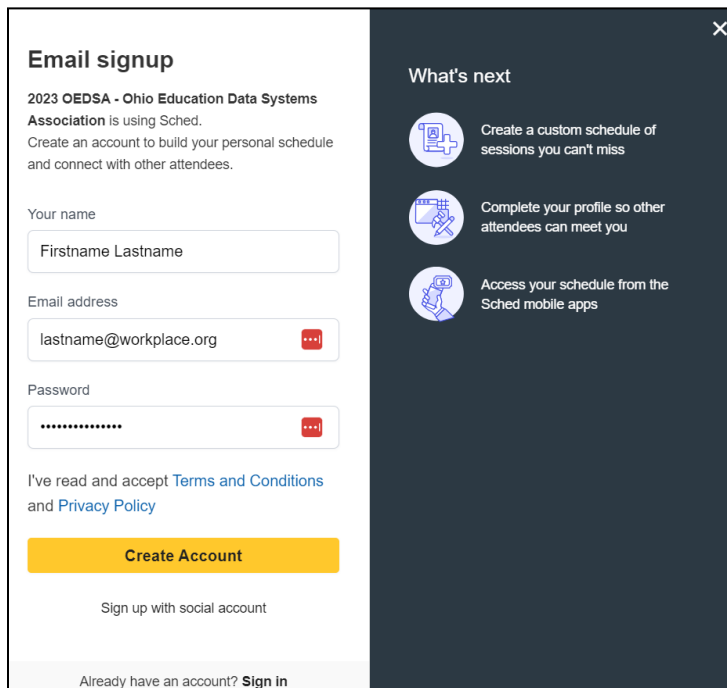
Sign up with email

Already have an account? [Sign in](#)

**What's next**

-  Create a custom schedule of sessions you can't miss
-  Complete your profile so other attendees can meet you
-  Access your schedule from the Sched mobile apps

**Step 3:**(using the 'sign up with email' option above as an example) Enter a valid email and password of your choosing and click 'Create Account'.



**Email signup**

2023 OEDSA - Ohio Education Data Systems Association is using Sched.  
Create an account to build your personal schedule and connect with other attendees.

Your name

Firstname Lastname

Email address

lastname@workplace.org

Password

.....




I've read and accept [Terms and Conditions](#) and [Privacy Policy](#)

**Create Account**


Sign up with social account

Already have an account? [Sign in](#)

**What's next**

-  Create a custom schedule of sessions you can't miss
-  Complete your profile so other attendees can meet you
-  Access your schedule from the Sched mobile apps

**Step 4:** Either search or click on 'My Events' and select the OEDSA event

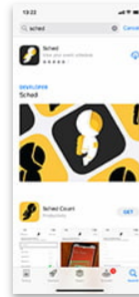
<b>13</b> Sep		2023 OEDSA - Ohio Education Data Systems Association Event
------------------	---	---

# Accessing your account on the Sched Mobile App

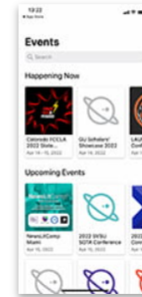
Mobile

## This event is available on your phone

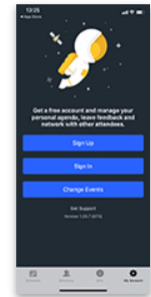
1. **Download** the Sched App from the App Store or Google Play
2. **Search** within the Sched App to find your event:  
"2023 OEDSA - Ohio Education Data Systems Association"
3. **Sign up** or **Sign in** to access your event



1. Download App



2. Find Event



3. Register